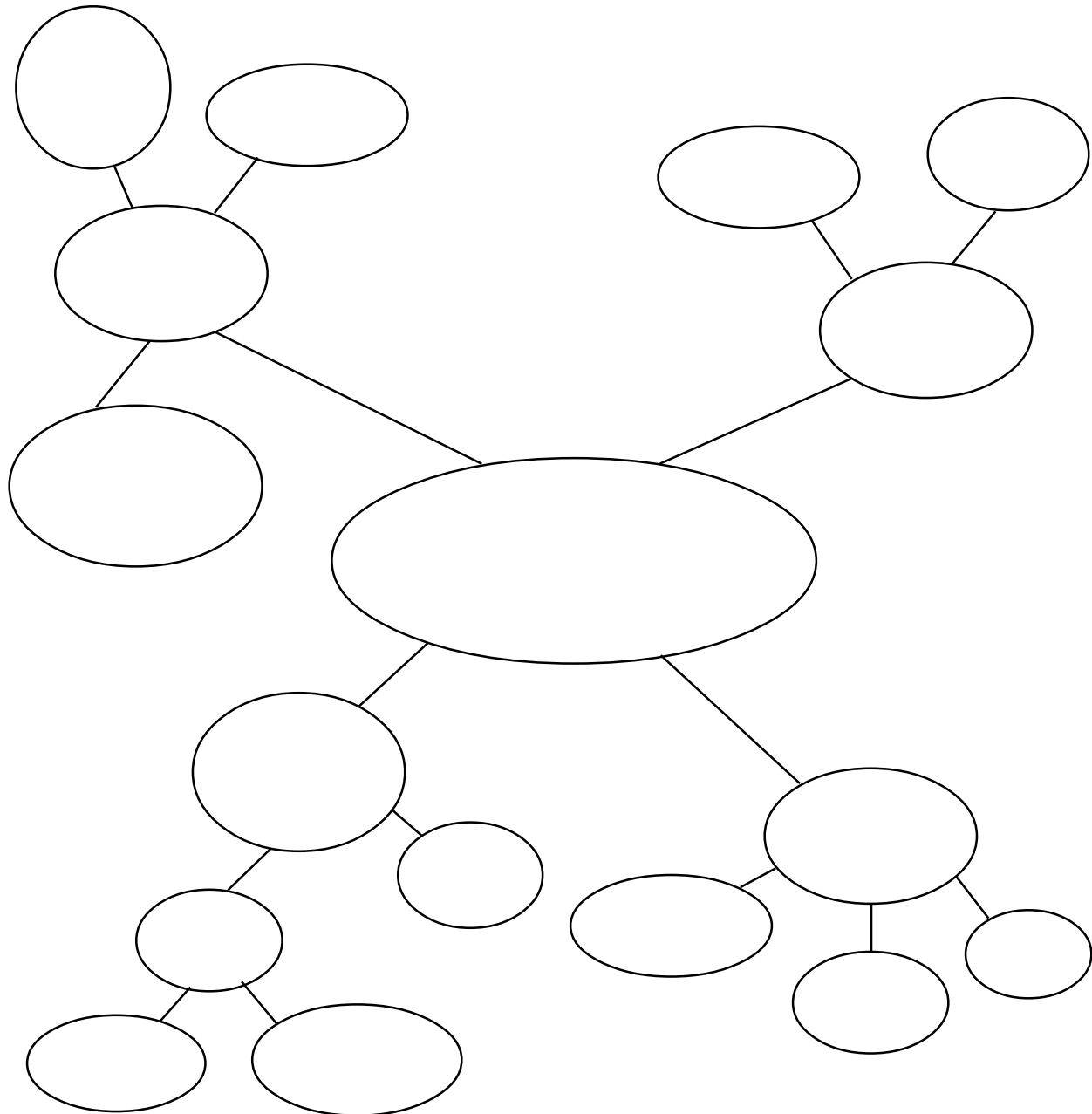


GRAPHIC ORGANIZERS

CLUSTER DIAGRAM



USING INDUCTION

Specific Fact or Observation

1.

Generalization



2.

3.

Specific Fact or Observation

1.

Generalization

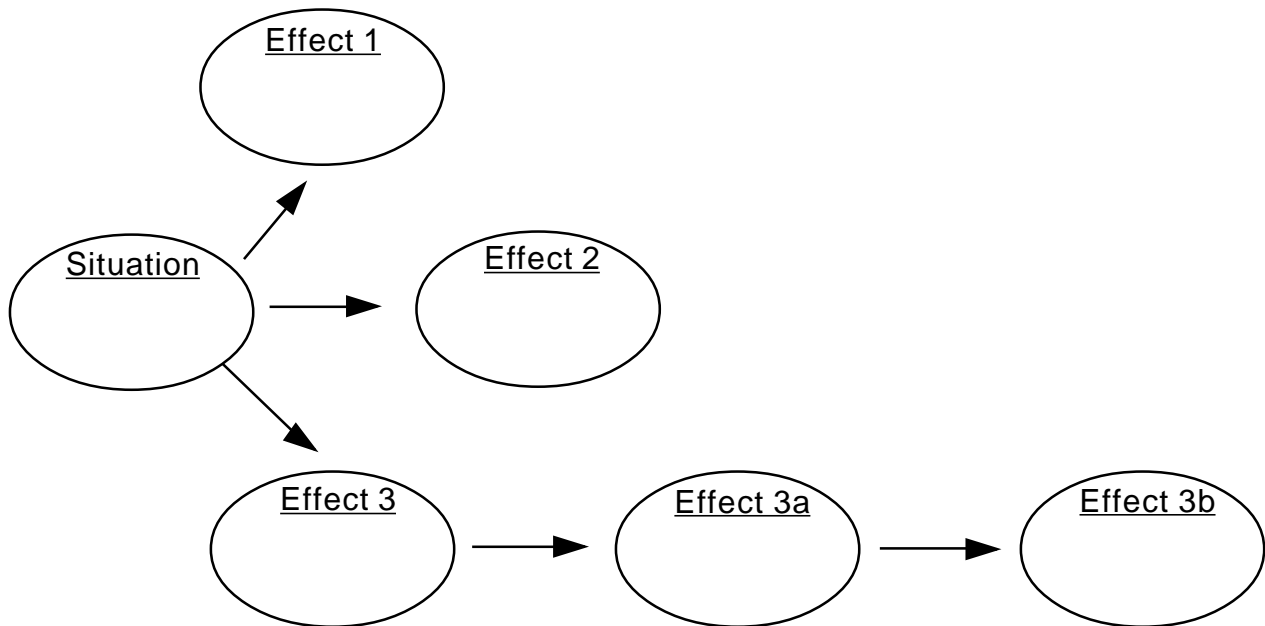


2.

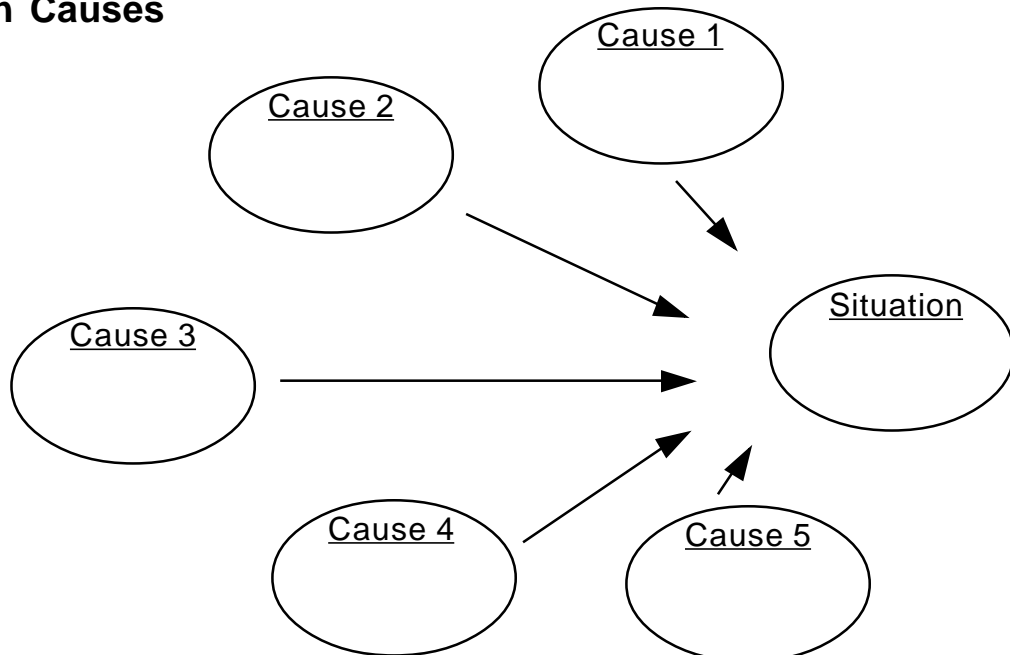
3.

CLUSTER DIAGRAM

Focusing on Effects



Focusing on Causes



ARRANGING INFORMATION	
BLOCK METHOD	POINT-BY-POINT METHOD
Subject 1:	Feature 1:
Feature 1:	Subject 1:
Feature 2:	Subject 2:
Feature 3:	Feature 2:
Subject 2:	Subject 1:
Feature 1:	Subject 2:
Feature 2:	Feature 3:
Feature 3:	Subject 1:
	Subject 2:

PLANNING A PLOT

Conflict: External –

Internal –

Plot Events:

Climax:

Resolution:

SUPPORTING THE MAIN IDEA		
<div style="text-align: center;"> COMPOSITION MAIN IDEA _____ _____ </div>	<div style="border: 1px solid black; padding: 10px; margin: 10px auto; width: 200px;"> Body Paragraph Topic _____ </div>	Detail _____ Detail _____ Detail _____
	<div style="border: 1px solid black; padding: 10px; margin: 10px auto; width: 200px;"> Body Paragraph Topic _____ </div>	Detail _____ Detail _____ Detail _____
	<div style="border: 1px solid black; padding: 10px; margin: 10px auto; width: 200px;"> Body Paragraph Topic _____ </div>	Detail _____ Detail _____ Detail _____

THE MAIN IDEA: SUPPORTING SENTENCES**Main Idea** _____

SUPPORTING SENTENCES**Sensory Details****Sample Sentences****Sight****Sound****Touch****Taste****Smell****Facts and Statistics****Examples****Anecdotes**

STORY MAP

POINT OF VIEW:

CHARACTERS:

SETTING:

PLOT: *Conflict.*

Events.

Outcome.

EXPLORING TOPICS

1. _____

2. _____

3. _____

4. _____

5. _____

IDENTIFYING AUDIENCE CONCERNS

ISSUE:

Audience

Concerns

USING LOGICAL APPEALS

OPINION:

AUDIENCE:

Reasons

Evidence

1.

1.

2.

2.

3.

3.

AN EARLY PLAN

TOPIC

MAIN IDEA 1

Details

MAIN IDEA 2

Details

MAIN IDEA 3

Details

CHARACTER DEVELOPMENT
Character Name:
Age
Physical Description
Voice
Clothing
Movements
Personality
Feelings
Thoughts
Background
Dreams and Aspirations
Activities

STORY MAP	
POINT OF VIEW:	
CHARACTERS:	
SETTING:	
PLOT: Problem	
Events	
Outcome	

DESCRIPTIVE DETAILS

Subject:

Factual details:

Sensory details:

Comparisons:

CLOSE READING NOTES

**What do I think
will happen
next?**

**What are some
words I don't
know or
questions I have?**

**What does the
writer's purpose
seem to be?**

**What do I notice
about characters,
setting, and
point of view?**

AN EARLY PLAN

Topic:

**MAIN
IDEA 1**

Details?

**MAIN
IDEA 2**

Details?

**MAIN
IDEA 3**

Details?

SENSORY DETAIL CHECKLIST
Subject:
Sight:
Sound:
Smell:
Touch:
Taste:

MEMEORABLE EXPERIENCES	
Places/ Occasions/ Activities	Experiences
Home	
School	
Work	
Holidays	
Sports	
Parties	
Shopping	
Vacations	

GATHERING DETAILS	
Topic:	
Who or What?	Details
Events	
People	
Places	
Thoughts and Feelings	

SUPPORTING THE MAIN IDEA		
COMPOSITION MAIN IDEA _____ _____	<div style="border: 1px solid black; padding: 10px; margin: 10px auto; width: 200px;"> Body Paragraph Topic _____ </div>	Detail _____ Detail _____ Detail _____
	<div style="border: 1px solid black; padding: 10px; margin: 10px auto; width: 200px;"> Body Paragraph Topic _____ </div>	Detail _____ Detail _____ Detail _____
	<div style="border: 1px solid black; padding: 10px; margin: 10px auto; width: 200px;"> Body Paragraph Topic _____ </div>	Detail _____ Detail _____ Detail _____

DEVELOPING A PARAGRAPH: SUPPORTING SENTENCES**Main Idea** _____

SUPPORTING SENTENCES**Sensory Details****Sample Sentences****Sight****Sound****Touch****Taste****Smell****Facts and
Statistics****Examples**

SUPPORTING AN OPINION	
OPINION:	
AUDIENCE:	
REASONS	EVIDENCE

ELEMENTS OF WRITING

GRAPHIC ORGANIZER 14

Third Course

EVALUATING REASONS			
OPINION:	Convincing	Unconvincing	Faulty
AUDIENCE:			
REASONS			

PROCESS STEPS

TOPIC:

MATERIALS:

STEPS IN THE PROCESS:

TERMS TO DEFINE:

CHOOSING AND EVALUATING**Aim or Purpose:****Audience:****Possible Topics:****Will it
interest
readers?****Is
scope
suitable**

ELEMENTS OF WRITING

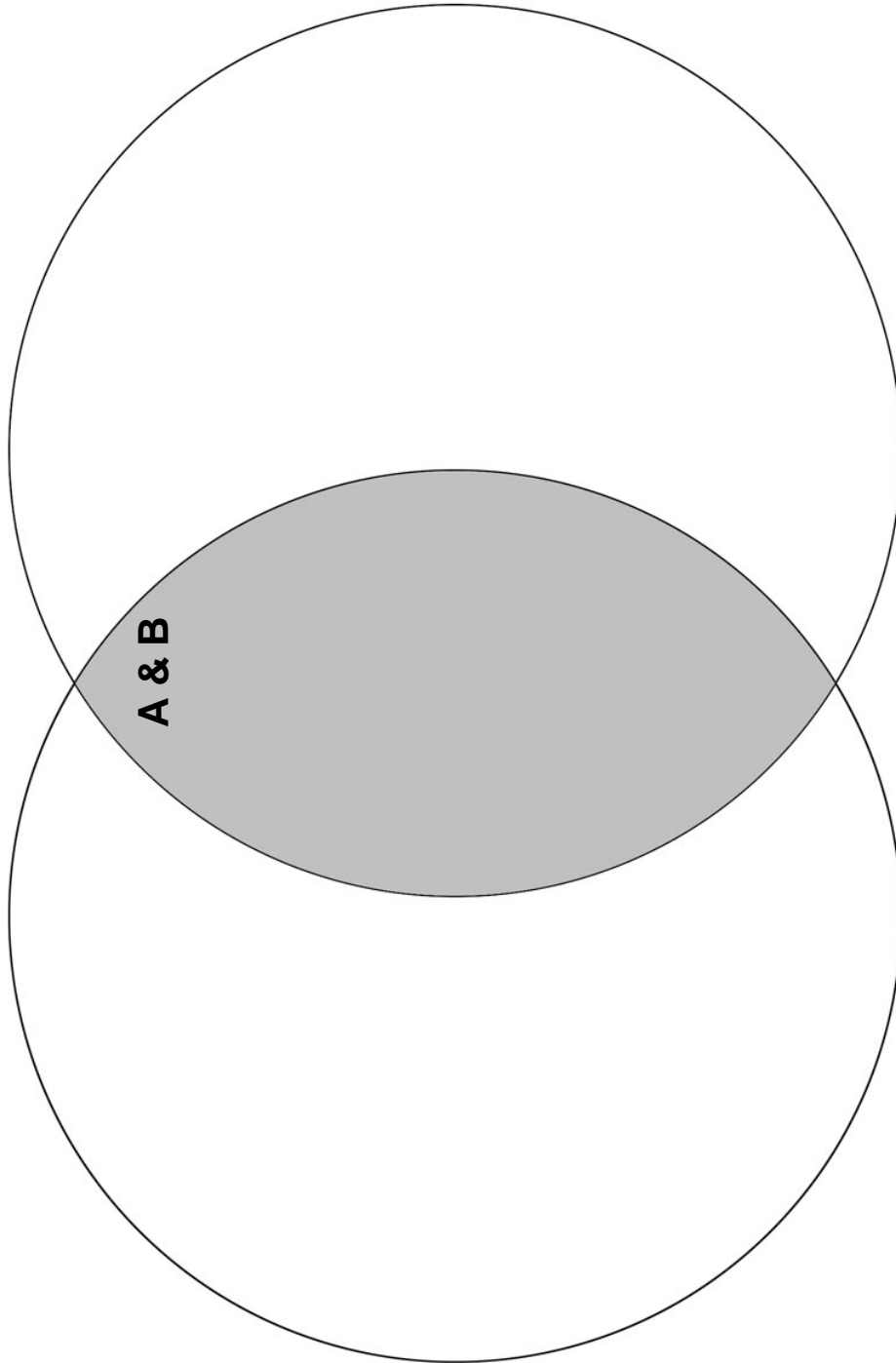
GRAPHIC ORGANIZER 12

Fourth Course

VENN DIAGRAM

A. _____

B. _____



ELEMENTS OF WRITING

GRAPHIC ORGANIZER 5

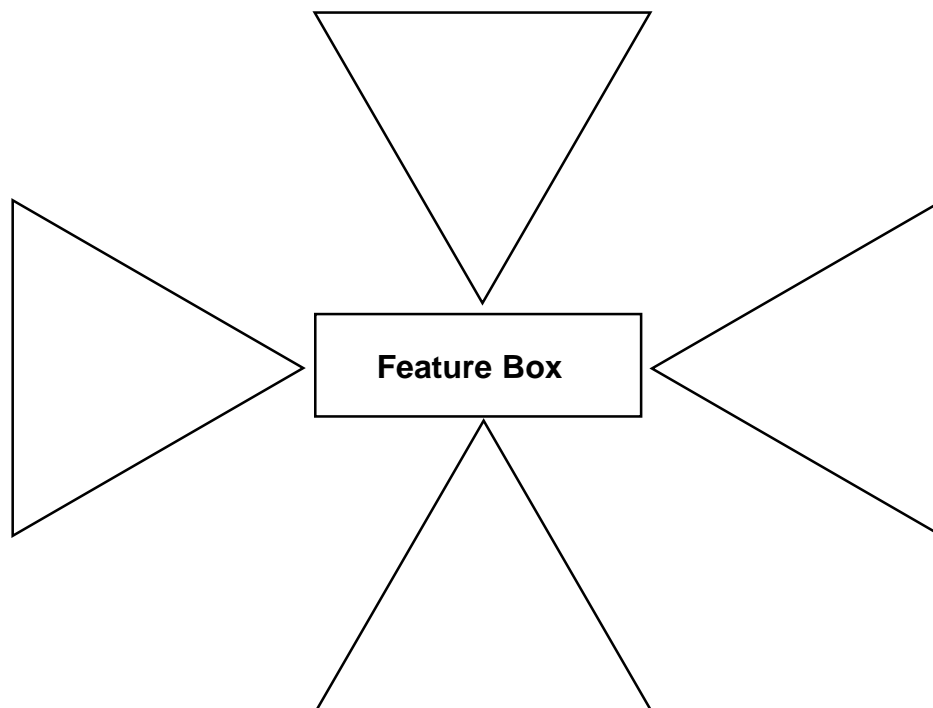
Introductory Course

DATA BANK
TOPIC:
ACTION DETAILS
SENSORY DETAILS

SENSORY DETAILS		
SIGHT	TOUCH	SOUND

FOREIGN LANGUAGE FRAME

DESCRIPTIVE DETAIL: _____



CREATING A CHARACTER

MAIN CHARACTER:

LOOKS:

TALKS:

ACTS:

HOW-TO CHART

TOPIC:

MATERIALS:

STEPS:

ELEMENTS OF WRITING

GRAPHIC ORGANIZER 11

Introductory Course


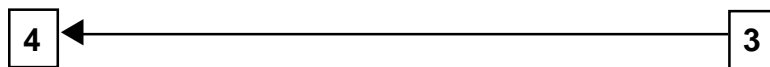

FLOW CHART

TOPIC:

AUDIENCE

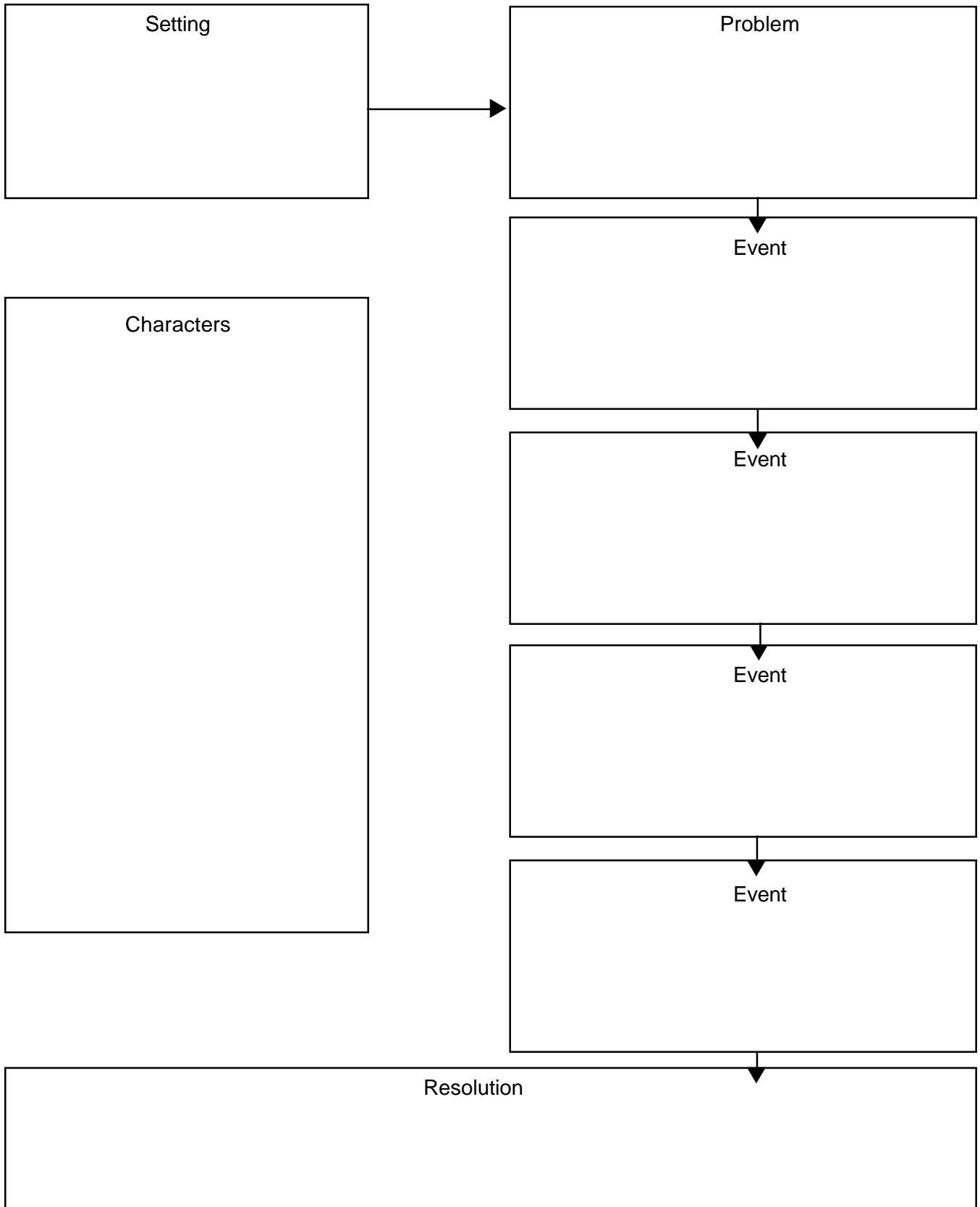
MATERIALS:

STEPS:



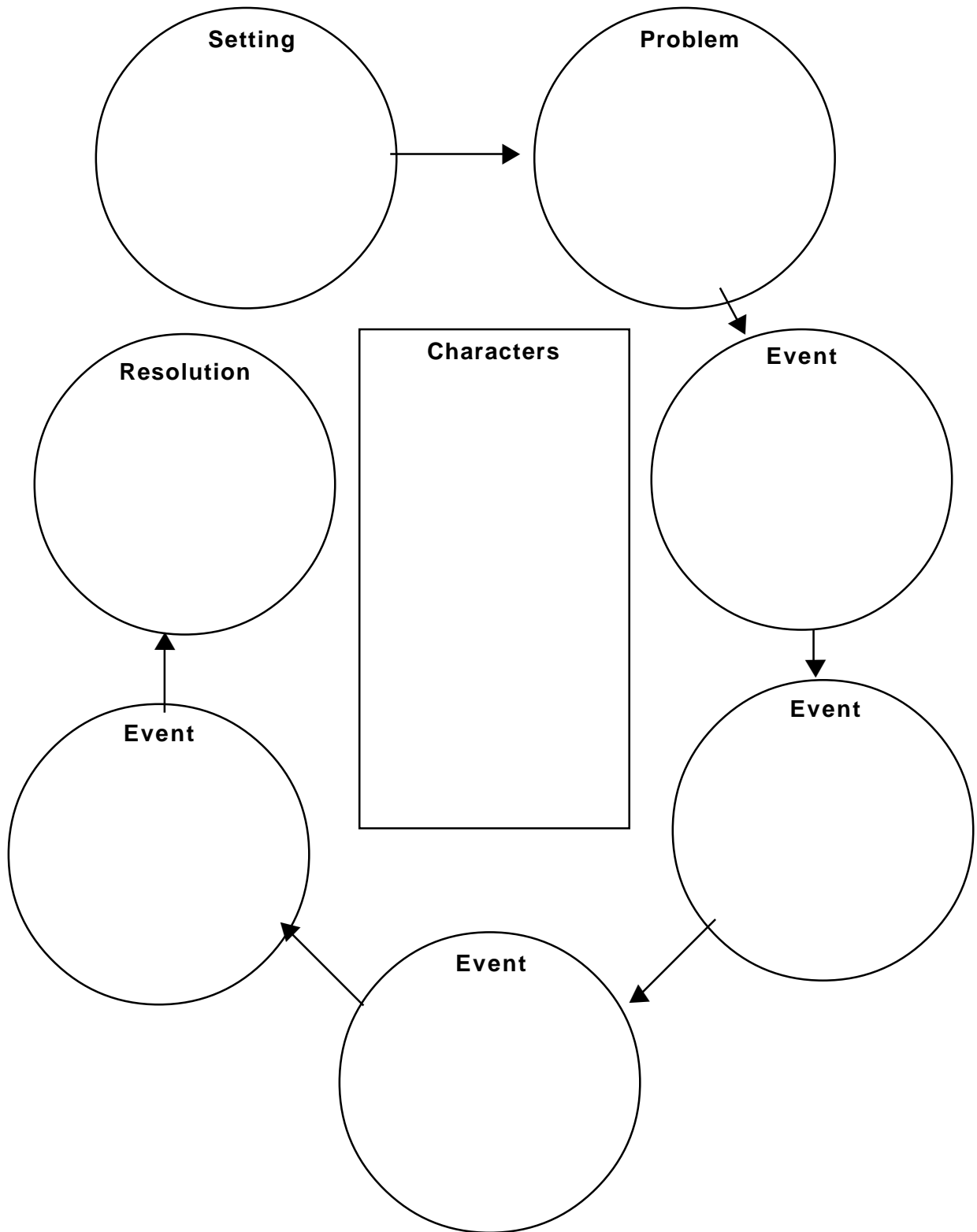
STORY MAP

TITLE _____



STORY MAP

NAME OF STORY _____



COMPARING AND CONTRASTING CHARACTERS	
<p><u>Appearance</u></p> <hr/> <hr/> <hr/> <hr/> <hr/> <hr/> <hr/>	<hr/> <hr/> <hr/> <hr/> <hr/> <hr/> <hr/>
<p><u>Speech</u></p> <hr/> <hr/> <hr/> <hr/> <hr/> <hr/> <hr/>	<hr/> <hr/> <hr/> <hr/> <hr/> <hr/> <hr/>
<p><u>Attitude</u></p> <hr/> <hr/> <hr/> <hr/> <hr/> <hr/> <hr/>	<hr/> <hr/> <hr/> <hr/> <hr/> <hr/> <hr/>

EXPLORING STORY IDEAS

1. What if

2. What if

3. What if

4. What if

5. What if

ANALYZING A SHORT STORY

Title and Author:

Plot

Conflicts:

Setting

Where:

When:

Characters and Characterization

Point of View

Foreshadowing

Irony

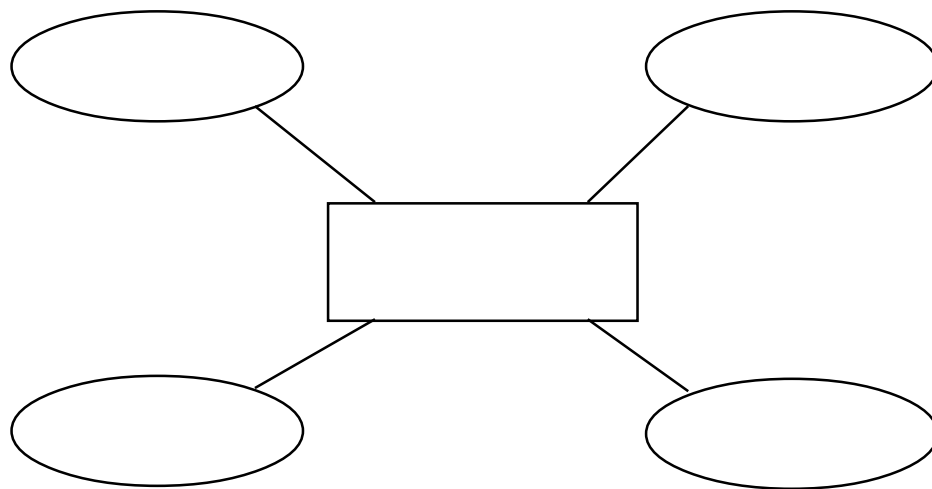
Theme

PERSONAL RESPONSE

Title and Author:

Response:

CLUSTER DIAGRAM



ELEMENTS OF WRITING

GRAPHIC ORGANIZER 5

Fifth Course

ARRANGING DETAILS	
EVENTS	NARRATIVE/DESCRIPTIVE DETAILS
Event 1	
Event 2	
Event 3	

Third Course

COMMUNITY RESOURCES	
Topic:	
RESOURCE	SOURCE OR INFORMATION
World Wide Web and online services	
Local government agencies	
Local offices of state and federal government officials	
Local newspaper offices	
Museums and historical societies	
Schools and colleges	
Video stores	

[illegible]

USING RESOURCES

RESOURCES

RESEARCH SUBJECTS

Library card catalog
or online catalog

Pamphlets and clippings

Nonfiction books

Filmed documentaries

Newspapers/Magazines

TV programs

Adult relatives or friends

Museums/historical societies

World Wide Web and online services